

008-8-3245  
5-1625

In Reply Refer To RP-2-1'

MAY 22 1985

Walter Oil and Gas Corporation  
Attention: Ms. Kim Burkett  
240 The Main Building  
1212 Main Street  
Houston, Texas 77002

Gentlemen:

Reference is made to your Supplemental Plan of Exploration received May 17, 1985, for Lease OCS-G 3245, Block A-508, High Island Area. This plan includes the activities proposed for Wells Nos. 2 through 6.

In accordance with 30 CFR 250.34, revised December 13, 1979, and our letter dated January 29, 1979, this plan has been determined to be complete as of May 21, 1985, and is now being considered for approval.

Your plan control number is S-1625 and should be referenced in your communication and correspondence concerning this plan.

Sincerely yours,

(Orig. Sgd.) D. W. Solanas

D. W. Solanas  
Regional Supervisor  
Rules and Production

EB

bcc: Lease OCS-G 3245 (OPS-3-2) (FILE ROOM)  
OPS-3-4 w/Public Info. Copy of the plan (PUBLIC RECORDS ROOM)  
DU-3

ADGobert:gcw:5/21/85 Disk 3a

MICROFILMED

Office of  
Public Information  
MAY 23 1985  
Records Management  
Section

BEST AVAILABLE COPY



**WALTER OIL & GAS CORPORATION**

May 16, 1985

MINERALS MANAGEMENT SERVICE

MAY 17 1985

U. S. Department of the Interior  
Minerals Management Service  
3301 North Causeway Boulevard  
Metairie, Louisiana 70010

RULES AND PRODUCTION

**PUBLIC INFORMATION**

Attention: Mr. D. W. Solanas  
Regional Supervisor  
Rules and Production

Re: Supplemental Plan of Exploration  
OCS-G 3245, Block A-508  
High Island Area, South Addition  
Offshore, Texas

Gentlemen:

Walter Oil & Gas Corporation hereby submits for your approval a Supplemental Plan of Exploration for High Island Area, South Addition, Block A-508, lease OCS-G 3245, in which we propose to include five (5) additional wells. Nine (9) copies of the Supplemental Plan of Exploration are enclosed herewith; five (5) copies are considered "Proprietary Information" and four (4) copies are considered "Public Information", and are marked accordingly.

Walter Oil & Gas Corporation recently farmed-in lease OCS-G 3245, Block A-508, High Island Area, South Addition from Kerr-McGee Corporation, and others, on or about March 25, 1985.

This Supplemental Plan of Exploration proposes to add Wells No. 2, No. 3, No. 4, No. 5 and No. 6 as shown on the attached plat. Details concerning these wells are contained in the following information:

1. Well location plat.
2. Structural interpretation.
3. Shallow Drilling Hazards Statement.
4. Exploration Plan and Geologic Program.
5. Vicinity map.
6. Mud additives.
7. Supplemental Air Quality Report.
8. Rig inventory.

MICROFILMED

Also enclosed are three (3) copies of the "Technical Report on the Geophysical Survey of the South One-Half of Block A-508, High Island Area, South Addition, Offshore, Texas" prepared by Odom Offshore Surveys, Inc. for Walter Oil & Gas Corporation.

Walter Oil & Gas proposes to use a jack-up rig for drilling operations, and its onshore base will be Magcohar's Pelican Island facilities located at Galveston, Texas.

Supplemental Plan of Exploration  
OCS-G 3245, Block A-508  
High Island Area, South Addition  
Offshore, Texas  
Page Two

Walter Oil & Gas Corporation's Oil Spill Contingency Plan has been approved by the Minerals Management Service. This plan designates an Oil Spill Team consisting of Walter Oil & Gas personnel and contract personnel. This team's duties are to eliminate the source of an oil spill, remove all sources of possible ignition, deploy the most reliable means of available transportation to monitor the movement of the oil slick, and contain and remove the slick, if possible. Walter Oil & Gas is a member of Clean Gulf Associates (CGA). The CGA has four (4) permanent bases in Louisiana at Venice, Grand Isle, Intracoastal City and Cameron, and two (2) permanent bases in Texas at Galveston and Rockport. Each base is equipped with a fast response skimmer, and there is a barge mounted high volume open sea skimmer based at Grand Isle, Louisiana. In addition to providing equipment, the CGA also supplies advisors for clean-up operations. Response time for a spill in the High Island Area, South Addition, Block A-508 is approximately twelve (12) to fourteen (14) hours depending upon the location of company operated workboats or workboats available for charter.

The balance of the plan will remain the same as previously submitted and approved.

Walter Oil & Gas Corporation anticipates commencing drilling operations on or about June 7, 1985. Your prompt attention and response to this Supplemental Plan of Exploration would be appreciated.

If you have any questions or require additional information, please contact the undersigned at the letterhead address or telephone 713/659-1221.

Sincerely,

WALTER OIL & GAS CORPORATION


*Kim Burkett*

Kim Burkett  
Regulatory Agent

Enclosures

cc: Minerals Management Service  
Lake Jackson District

WALTER OIL & GAS CORPORATION  
HIGH ISLAND AREA, SOUTH ADDITION  
OCS-G 3245, BLOCK A-508



LOCATION PLAT

Supplemental Plan of Exploration  
Walter Oil & Gas Corporation  
Wells #2, #3, #4, #5 & #6  
OCS-G 3245, Block A-508  
High Island Area, South Addition

Scale: 1" = 2000'

SHALLOW DRILLING HAZARDS STATEMENT

A geophysical survey of High Island Area, South Addition, Block A-508 was conducted by Odom Offshore Surveys, Inc. for Walter Oil & Gas Corporation. The south one-half (1/2) of the block was surveyed using a proton precession magnetometer, dual side scan sonar, 24 kHz echo sounder, 7.0 kHz subbottom profiler, and a high resolution seismic system utilizing a 200 cubic inch water gun energy source and T.I. DFS V instruments.

Walter Oil & Gas Corporation has reviewed all available data over and proximal to the two (2) proposed surface locations: (1) 3550' FWL and 2450' FSL and (2) 4350' FEL and 4100' FSL of High Island Area, South Addition, Block A-508.

The proposed surface location (3550' FWL and 2450' FSL) is in an area of no surface hazards. However, we should cross a small fault ( $\pm 30'$ ) when drilling from the proposed surface location at a depth of  $\pm 1500'$ , which should cause no problem to the drilling of these test wells.

No surface anomalies are present in the vicinity of our proposed surface location at 4350' FEL and 4100' FSL.


The proposed wells from the two proposed surface locations will be drilled in a safe and workmanlike manner.



---

Rodney L. Cottrell  
Geophysicist

MICROFILMED



BEST AVAILABLE COPY.

HIGH ISLAND AREA

164



May 16, 1985

PROJECTED AIR EMISSION SCHEDULE FOR SUPPLEMENTAL EXPLORATION PROJECT

GENERAL INFORMATION

Location of Facility:	High Island Area, South Addition Block A-508, OCS-G 3245
Distance Offshore:	80 miles
Name of Rig/Platform:	Rowan Anchorage/Jack-up
Operator:	Walter Oil & Gas Corporation 240 Main Building 1212 Main Street Houston, Texas 77002
Contact Person:	Kim Burkett
Total Well Footage to be Drilled:	33,500'
Date Drilling Will Begin:	June 7, 1985
Date Drilling Will End:	October 15, 1985

MAJOR SOURCE (OFFSHORE)

Power used aboard drilling vessel; approximate footage drilled 33,500'.\*

<u>Emitted Substance</u>	<u>Projected Emissions (lbs/day**ton/year)</u>	
	<u>1985</u>	
CO	(117)	7.05
SO <sub>2</sub>	( 37)	2.24
NO <sub>X</sub>	(547)	33.12
VOC	( 44)	2.67
TSP	( 39)	2.35

\* Based on 60 hphr/ft. from Table 4-3, "Atmospheric Emissions from Offshore Oil and Gas Development and Production", EPA No. 450/3-77-026, June, 1977.

\*\* Emission factors from Table 3.3.3-1, "Compilation of Air Pollutant Emission Factors", Third Edition, EPA report AP-42, August, 1977.

MINOR SOURCES (OFFSHORE)

Including helicopter landings and take-off (8 trips/week); supply and crew boats (10 trips/week); loading and unloading operations; and incineration of waste paper (average 750 pounds of waste per month).

<u>Emitted Substance</u>	<u>Projected Emissions (lbs/day**ton/year)</u>
	<u>1985</u>
CO	.80
SO <sub>2</sub>	.02
NOX	.15
VOC	.08
TSP	.03

\* Tables 3.2.1-3, 3.2.3-1 and 2.1-, "Compilation of Air Pollutant Emission Factors", Third Edition, EPA report AP-42, August, 1977.

TOTAL ALL SOURCES (TONS/YEAR)

<u>1985</u>	<u>CO</u>	<u>SO<sub>2</sub></u>	<u>NOX</u>	<u>VOC</u>	<u>TSP</u>
Major	7.05	2.24	33.12	2.57	2.35
Minor	<u>.80</u>	<u>.02</u>	<u>.15</u>	<u>.08</u>	<u>.03</u>
Total	7.85	2.26	33.27	2.75	2.38

ONSHORE SOURCES

These should be about the same as minor sources unless new facilities are installed at the onshore base. No additional facilities are required or planned at this time.

EMISSION EXEMPTION DETERMINATION

For CO:  $E = 3400D^{2/3} = 3400 (80)^{2/3} = 63.126$  tons/year  
 For NOX, VOC, TSP & SO<sub>2</sub>:  $E = 33.3D = 33.3 (80) = 2664$  tons/year

As per DOI/MMS regulations, this facility is exempt from further air quality review as it has been determined that its operations will not have a significant adverse environmental impact on air quality.

## MUD COMPONENTS

### COMPARABLE MUD PRODUCTS

#### I. ITEMS USED ON A ROUTINE BASIS

<u>IMCO</u>	<u>CHROMALLOY</u>	<u>MILCHEM</u>	<u>MAGCOBAR</u>	<u>DESCRIPTION</u>
Imco Bar	Barite	Barite/Milbar	Barite/Magcobar	Barite
Imco Gel	Bentonite	Milgel	Magcogel	Bentonite
Imco Lig	Lignite	Ligco	Tannathin	Lignite
RD-111	Cl-CLS	Uni Cal	Spercene	Blended Lignosulfonate
Caustic Soda	Caustic Soda	Caustic Soda	Caustic Soda	Sodium Hydroxide
Aluminum Stearate	Aluminum Stearate	Aluminum Stearate	Aluminum Stearate	Aluminum Stearate
Lime	Lime	Lime	Lime	Calcium Hydroxide
Imco Thin	- - -	Ligcon	XP-20	Modified Lignite
Soda Ash Bicarb	Soda Ash Bicarb	Soda Ash Bicarb	Soda Ash Bicarb	Sodium Carbonate Bicarbonate of Soda
Poly Rx	- - -	Chemtrol-X	Resinex	Selected Polymer Blend
Imco MD	Detergent	M.D.	D-D	Detergent
Foamban	FB-3	LD-8	Magconol	Defoamer (Usually alcohol based)

#### ALSO THE TWO ITEMS LISTED BELOW WILL BE USED ON A ROUTINE BASIS:

DHV-61 - Hydroxyl-Propyl Guar (Non-damaging Polymer)  
DF-4 - Defoamer (Tri-Butyl Phosphate)

## II. ITEMS USED LESS FREQUENTLY

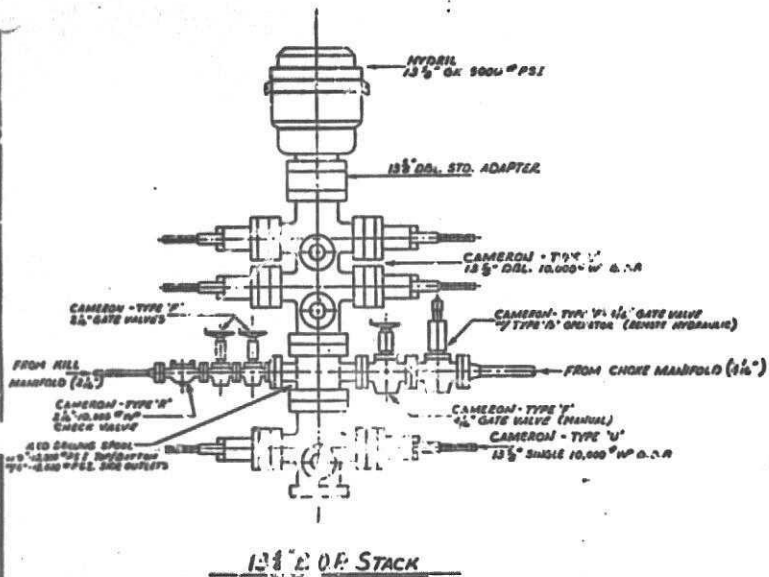
<u>IMCO</u>	<u>CHROMALLOY</u>	<u>MILCHEM</u>	<u>MAGCOBAR</u>	<u>DESCRIPTION</u>
DMS	DMS	DMS	DMS	Nonionic Mud Surfactant
Imco Loid	Starch	Milstarch	My Le Gel	Pregelantized Starch
CMC	Drioscos Reg.	CMC	CMC	Sodium Carboxy Methyl Cellulose
Cypan	Cypan	Cypan	Cypan	Sodium Polyacrylate
Permaloid	Starlose	Perma-Lose	Poly Sal	Organic Polymer
Drispac	Drispac	Drispac	Drispac	Polyanionin Cellulose
Gyp	Gypsum	Gyp	Gyp	Gypsum (Plaster of Paris)
HME/Superdril	HME/Superdril	HME/Superdril	HME/Superdril	Gilsonite (Treated) Natural Hydrocarbons + Wetting Agent
Black Magic Supermix	DFT	Black Magic Supermix	Black Magic Supermix	Mud Concentrate for spotting fluid
Lubrikleen	Clean Spot	Lubrisal	Magolube	Organic Lubricant
Imco Myca	Mica	Mil-Mica	Mago-Mica	Mica-Flakes
Imco Plug	Nut Plug	Mil Plug	Nut Plug	Ground Walnut or other nut hulls
Ironite	Ironite	Ironite	Ironite	Synthetic Iron Oxide, H <sub>2</sub> S Scavenger
- - -	Zinc Carbonate Mil Gard		- - -	H <sub>2</sub> S Scavenger (Zinc Carbonate)

II. ITEMS USED LESS FREQUENTLY (CONT.)

<u>IMCO</u>	<u>CHROMALLOY</u>	<u>MILCHEM</u>	<u>MAGCOBAR</u>	<u>DESCRIPTION</u>
Separan	Separan	Separan	Separan	Polyacrylamide Polymer
Salt	Salt	Salt	Salt	Sodium Chloride
SAPF	SAPP	SAPP	SAPP	Sodium Acid Phosphosphate
- - -	- - -	Shale Trol	- - -	Ograno/Aluminum Compound
L	KCL	KCL	KCL	Potassium Chloride

III. OIL BASE MUD

Imco Spot	Clean Spot Concentrate	Mil-Free	Pipe Lax	Emulsifiers for spotting fluid
	Del-Vert			
	PE-11			
	SE-22			
Kenol-S	DFT	Carbo-Tec	Oilfaze & Vertoil	Emulsifiers, gelling agents and fluid loss agents for oil muds
Ken-Gel	Delton	Carbo-Gel	VG-69	Organophilic clays for viscosifying
- - -	- - -	- - -	- - -	Asphaltic Viscosifier
Ken-Cal-L	Del-K Wa-33	Carbo-Mul	DV-33	Organic wetting agents.
VR	HTS Del G Del G II	Carbo-Trol	DV-22	Fluid loss agents



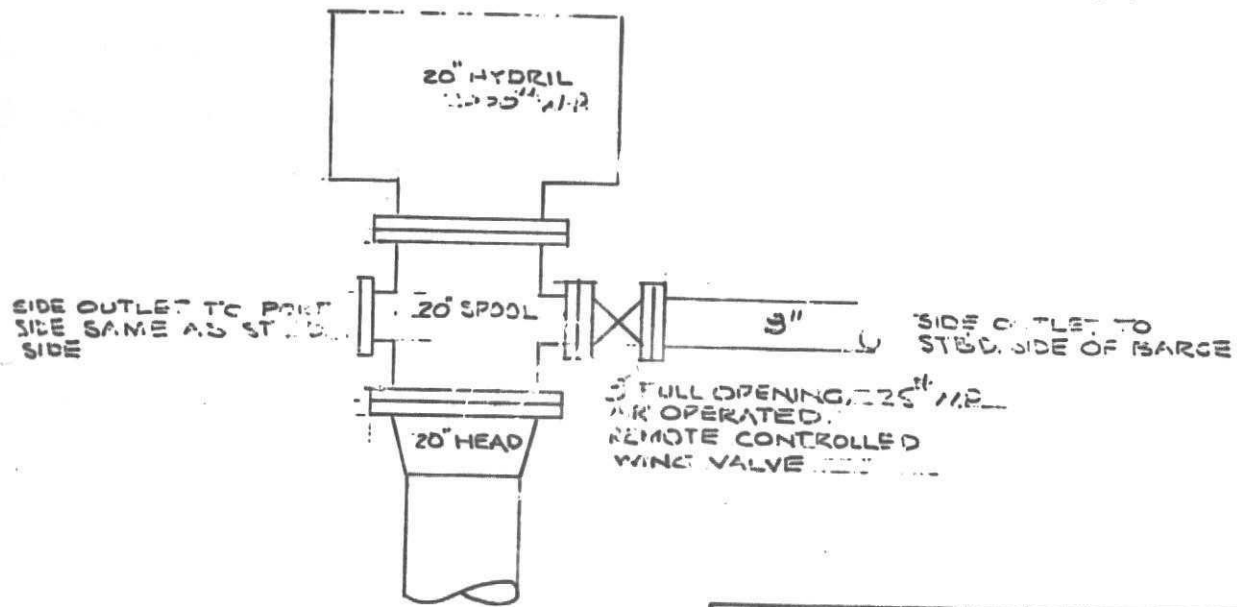
BEST AVAILABLE COPY


LOWAN COMPANIES, INC.

E.O.P. STACK ARRANGEMENT

BY A.E. WILLIAMS AND 'Anchorage' DATE: 4-21-78


BEST AVAILABLE COPY



		ROWAN COMPANIES, INC. HOUSTON, TEXAS	
TITLE			
DIVERTER ASSEMBLY "ROWAN ANCHORAGE"			
DR	RIG	ANCHORAGE	DATE
			7-21-90

SCHEDULE D  
NO. 1 OFFSHORE DRILLING PLATFORM

ROWAN-ANCHORAGE

1. TYPE:

LeTourneau self-elevating offshore platform for exploration and development drilling. 203' long x 168' wide x 22' deep hull with three 323' legs rated for 225' water depth, including tide.

2. DESIGN CRITERIA:

Weather: 115 mph maximum wind gust simultaneous with 35' maximum wave.

Maximum Loading: 6,000,000 pounds total fixed and variable load.

Elevating Speed: 90' per hour. Platform weight with variable load 5166.92 short tons.

3. TOWING THRUSTERS:

Three 90" diameter Kort Nozzle Thrusters capable of delivering a total bollard pull of 82,500 pounds, each unit driven by GE Model 752 motor. System designed for a 5.0 knot advance speed under tow.

4. CRANES:

4 - LeTourneau deckcranes rated 45 tons at 25' with 100' boom.

5. HELIPORT:

Circular 70' diameter to accommodate a load imposed by S-61 helicopter.

6. QUARTERS:

Three-level, with accommodations for 78 men, including 5-man hospital, dual galley, dining and recreation facilities. Year-round air-conditioning. Top-mounted barge control house with internal and external access.

## DIMENSIONS AND STORAGE FEATURES

### General Platform Data

Hull Length	203 ft.
Hull Width	168 ft.
Hull Depth	22 ft.
Slot Width	50 ft.
Slot Depth	41 ft.
Spud Height	21 ft.
Spud Diameter	46 ft.
Log Length	323 ft.

### Storage and Capacities

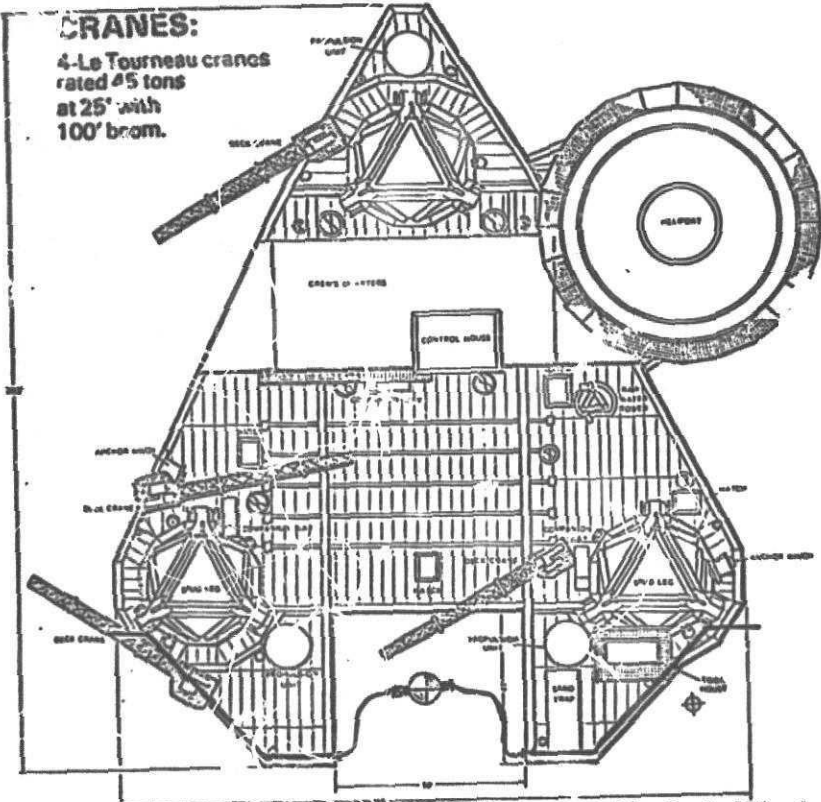
Liquid Mud	1300 bbl.
Bulk Mud	3000 cu. ft.
Bulk Cement	2000 cu. ft.
Sack Storage	1500 sq. ft.
Drill Water	5000 bbl.
Diesel Fuel (drilling)	1000 bbl.
Diesel Fuel (transit)	3400 bbl.
Potable Water	740 bbl.
Drill Pipe Casing	600 tons
Total Variable Load	1500 tons (approx.)

**CRANES:**

4-Le Tourneau cranes  
rated 45 tons  
at 25' with  
100' boom.

**HELIPORT:**

Circular 70' diameter to accommodate  
a load imposed by S-61 Helicopter.



Six inch pipe 3 ft.  
above main deck extends  
10 ft. overboard

5000 lb.  
flex hose

Six inch STD pipe,  
3 ft. above main deck,  
extends 10 ft. overboard

**MAIN DECK**

DIVERTER LINE ROUTING

BEST AVAILABLE COPY

# DRILLING MACHINERY AND EQUIPMENT

## 1. DERRICK AND SUBSTRUCTURE:

Lee C. Moore 147' x 30' x 30' bolted T-leg dynamic designed derrick; 1,000,000 lb. GNC, adjustable casing stabbing platform, vapor proof lighting.

LeTourneau 19' high, 650,000 lb. casing capacity, 350,000 lb. setback, complete with rig skidding system to permit fore and aft movement of subbase and transverse movement of the substructure.

## 2. DRAWWORKS:

National 1320 UE with integral dual GE 752 electric motor, 60" Hydromatic Brake, sand reel with 15,000 ft. capacity of 9/16" wire line, grooving for 1-3/8" line, over-running clutch, National automatic drilling control, Crown-O-Matic device.

## 3. ENGINES AND DRIVE:

5 - Caterpillar D-398 TAC rated at 1000 HP each with GE 752 DC generators and 4- LeTourneau 500 KW AC generators.

1 - GE DC control and distribution panel.

1 - Spare GE 752 motor.

(AC system furnishes power for LeTourneau elevating units and ship service; DC system furnishes power for towing thrusters and drilling equipment.)

## 4. TRAVELING EQUIPMENT:

National 750-F crown block, 583-ton capacity, 7 - 50" sheaves for 1-3/8" line.

National 650-H-500 traveling block, 500-ton capacity, 6 - 50" sheaves for 1-3/8" line.

National H-500 hook, complete with hydraulic snubber and rotation lock.

National P-500 swivel.

## 5. ROTARY:

National C-375, 0-250 rpm, 800 continuous HP, Varco KMPC bushing with Varco air-powered drill pipe slips.

## 6. MUD SYSTEM AND SERVICE:

- 2 - National 10-P-130 with forged steel fluid ends, Hydril K-20-5000 dampener, each driven by 2 - GE 752 DC motors, rated at 1300 HP input.
- 2 - Mission 4" x 5" centrifugal mud mixing pumps, each driven by 50 HP electric motor.
- 2 - Mission 5" x 6" centrifugal charging pumps, each driven by 30 HP electric motor.
- 1 - Centrifuges, Inc. double, high speed shale shaker with 50, 70 and 80 mesh screens.
- 1 - NCI system, consisting of pit volume indicators, fluid flow indicators, and stroke counters, with remote readout in quarters office.
- 1 - Blower discharge with 4" x 5" pump driven by 50 HP motor, 4750 rpm.
- 1 - Blower discharge with 4" x 5" centrifugal pump driven by 30 HP motor.
- 1 - Blower discharge.
- 1 - 100 HP centrifugal pump discharge.
- 1 - 100 HP centrifugal pump discharge.
- 1 - 100 HP centrifugal pump discharge, degasser, desander, desander.
- 1 - 100 HP centrifugal pump discharge, Blower HP 400 with GM6V-71 drive.
- 1 - 100 HP centrifugal pump discharge, Blower HP 400 mud storage.
- 1 - 100 HP centrifugal pump discharge, Blower HP 400 cement storage.
- 1 - 100 HP centrifugal pump discharge, Blower HP 400 storage area.
- 1 - 100 HP centrifugal pump discharge, Blower HP 400 standpipe with 7000 ft. discharge.

DRILLING TOOLS AND SPECIAL EQUIPMENT

DRILL STRING:

- 12,000' - 5" OD 19.5 lb. Grade E, Range 2 drill pipe, internally coated, with 6-3/8" OD x 4-1/2" IF tool joints 1" longer than standard, flush hard banding.
- 3,000' - 5" OD 19.5 lb. Grade G, Range 2 drill pipe, internally coated, with 6-3/8" OD x 4-1/2" IF tool joints 1" longer than standard, flush hard banding.
- 12 - Joints 5" Hevi-Wate drill pipe.
- 18 - 8" OD x 2-3/4" ID x 30' long drill collars, zip grooved and spiral, 6-5/8" H-90 box & pin.
- 30 - 6-1/2" OD x 2-1/4" ID x 30' long drill collars, zip grooved and spiral 4-1/2" H-90 box & pin.
- 20 - 4-3/4" OD x 1-3/4" ID x 30' long spiral drill collars, 3-1/2" IF box & pin.
- 1 - Lot bit subs and crossover subs and spares for contractor-furnished drill string.
- 2 - 5-1/4" x 2-3/4" x 40' hexagon kelly with bushings.
- 1 - Varco kelly spinner.

INSTRUMENTATION:

- 1 - Martin-Decker type E weight indicator
- 1 - Totco 4-channel recorder for (1) rate of penetration, (2) hook load, (3) pump stroke and (4) pump pressure.
- 2 - Totco drift indicator (69 and 129).
- 1 - Totco retrieving gear.

HANDLING TOOLS:

Drill Pipe:

Tongs, torque indicator, elevators, power slips, hand slips and related for 5" OD drill pipe.

1 - Varco drill pipe spinning tongs.

Drill Collars:

Zip handling tools for 8", 6-1/2".

Casing:

1 - 18-5/8" casing elevator, Baash-Ross type H-150, 150-ton capacity.

1 - 18-5/8" casing elevator, Baash-Ross type H-200, 200-ton capacity.

1 - Set 18-5/8" x 20" slip buttons for Varco type CMS-XL slips.

2 - 18-5/8" lug jaws, Baash-Ross, type MAX casing tongs.

1 - 13-3/8" type H-150 Baash-Ross side door casing elevator, 150-ton capacity.

1 - 9-5/8" type H-150 Baash-Ross side door casing elevator, 150-ton capacity.

1 - 7" type H-150 Baash-Ross side door casing elevator, 150-ton capacity.

1 - 13-3/8" type B Baash-Ross single joint casing elevator.

1 - 9-5/8" type B Baash-Ross single joint casing elevator.

1 - 5-1/2" type H-150 Baash-Ross side door casing elevator.

3 - BJ 350-ton combination spider elevators with inserts for 13-3/8", 9-5/8", 7" and 5-1/2".

1 - Set tongs, slips, elevators for 20" casing.

1 - Lamb hydraulic powered casing tong for 13-3/8", 9-5/8", 7" and 5-1/2" casing electrically driven power unit.

BEST AVAILABLE COPY

Tubing:

Slip type elevator ( r 2-7/8".

Kelco manual tongs and hand slips  
and one set rams for 2-7/8".

Power tubing tongs with inserts for  
2-7/8" and 2-3/8".

BLOWOUT PREVENTER EQUIPMENT:

- 1 - Hydril 20" type MSP 2000 flanged SER 600 (modified to run 20" T&C pipe).
- 3 - Cameron 13-5/8" type U 10,000 lb. flanged, 2-4/16" flanged outlets, rams for blind, 9-5/8", 7", 5-1/2", 5" drill pipe sizes.
- 1 - Hydril 13-5/8" type GK 10,000 lb. flanged, with spare packing element.
- 1 - 13-5/8" 10,000 lb. spacer spool x 40" long with (2) 4" flanged outlets.
- 1 - 13-5/8" 10,000 lb. adapter spool clamp connection x 13-5/8" 10,000 lb. flange x 17" high.
- 1 - 13-5/8" 10,000 lb. flanged drilling spool x 42" high, (2) 4-1/16" FE outlets.
- 1 - Valve, CIW type F gate, 4-1/16", 10,000 lb. WP double flanged, hydraulic operated with manual override, including handwheel.
- 1 - Valve, CIW type F gate, 4-1/16", 10,000 lb. WP double flanged, manually operated, including handwheel.
- 2 - Halliburton 2-1/16, 10,000 lb. WP flanged, plus valves with handle adapter.
- 1 - Shop-made mud-gas separator with 6" vent to crown.
- 1 - Koomey 160-gallon 3000 lb. accumulator with 5-station BOP closing unit with remote station.
- 1 - Gray inside BOP for 5" OD drill pipe.
- 2 - Hydril MSP-5000 lb. full opening safety valves.
- 1 - OMSCO 6-5/8" 10,000 lb. kelly valve

1 - 4" 10,000 lb. (noke manifold with (3) 7" positive chokes,  
(2) 2" adjustable chokes and Swaco adjustable super choke,  
2-9/16" 10,000 lb. flanges.

1 - Swaco 10,000 lb. WP automatic choke.

1 - 13-5/8" bell nipple with Camloc connection.

1 - 7-5/8" shooting nipple.

FISHING TOOLS:

A. 10-5/8" FS overshot with standard lipped guide.

2 sets 9" grapples

2 sets 8-7/8" grapples

2 sets 8" grapples

2 sets 7-7/8" grapples

B. 1 - 5-3/4" OD Bowen overshot with 4-3/4" OD and 4-5/8" grapples.

C. 1 - 15" oversize guide for 10-5/8" FS overshot.

D. 8-1/8" OD left oversize 7-5/8" with standard lipped guide.

E. 7-5/8" OD bowl for slim hole fishing.

F. 11-3/4" guide for items D & E.

G. 15" guide for items D & E.

H. Bushing to mill over 6-3/8" toll joints for D & E.

I. Bushing to mill over 5" drill pipe for D & E.

J. Grapples for items D & E.

2 sets 6-1/2"

2 sets 6-3/8"

2 sets 6-1/4"

2 sets 5"

**BEST AVAILABLE COPY**

K. Taper tap.

L. 3' extension for overshot.

M. Concave junk mills for 12-1/4" hole, 8-1/2", and 6" hole.

N. Reverse circulating magnetic basket for 12-1/4", 8-1/2", and 6" hole.

- O. Casing spears or 9-5/8" casing with 1 3/8" adapter and 7" casing.
- P. 2 sets Bowen 6-3/8" oil jars.
- Q. 2 sets Bowen 6-3/8" bumper jars.
- R. 1 lot Bowen junk subs for 12-1/4", 9-7/8", 8-3/8" and 6" holes.

LOGGING UNIT:

Mounting support only for Schlumberger unit.

COMMUNICATIONS:

- 1 - VHF radio.
- 2 - 150-watt single sideband transmitter with 1000-watt amplifier, 10-channel.
- 1 - 12-station sound powered telephone system.
- 6 - Walkie-talkies.
- 1 - SSB for base station.
- 1 - Non-directional homing beacon.
- 1 - Portable lifeboat transceiver.

OTHER EQUIPMENT:

- 1 - Meco watermaker, 400 gph.
- 2 - 400 amp welding machines.
- 1 - Salem barometer and anemometer.
- 1 - Sewage treatment system, Omnipure 12M, 3600gpd capacity.

BEST AVAILABLE COPY

SAFETY:

- 2 - Survival capsules (1 50-man, 1 36-man).

Lifesaving, firefighting, and safety equipment in accordance with U.S. Coast Guard regulations.

- 4 - Self-inflating life rafts, 20 persons each.
- 8 - Lifebuoys.
- 85 - Lifejackets.

All exposed electrical motors either explosion proof, totally enclosed or enclosed and cooled from a remote location. All exposed lighting explosion or vapor proof. Remote control panel to provide emergency shutdown of (a) all ventilating fans, (b) quarters power and (c) all drilling engines.

BEST AVAILABLE COPY