

**Exhibit A**

589

590

591

632

633

634  
G18745

635

676

677  
G18753

678  
G21245


679

720

721


BSEE Gulf of America Region  
Office of Production and Development  
Development and Utilization Section  
Utilization  
Received By TMSWEB On  
Sep 22, 2025


**WR Blk 678 Unit  
Offshore Gulf of America**



**Public Copy**

Union Oil Company of California  
St. Malo Field  
2024 Revision  
Participating Area and Allocation Proposal

Unit & Participating Area Outline 

Lease Line 

Effective: February 1, 2024

**EXHIBIT B**  
**COMPONENT LEASES AND OWNERSHIP**  
**WALKER RIDGE BLOCK 678 UNIT**  
**OFFSHORE LOUISIANA**

BSEE Gulf of America Region Office of Production and Development Development and Unitization Section Unitization Unit Received By Email On Oct 13, 2025
--

LEASE NUMBER	AREA/BLOCK NUMBER	LEASE EFFECTIVE DATE	EXPECTED EXPIRY DATE	LEASE ACREAGE	ROYALTY RATE	LEASE OWNERSHIP
OCS-G 18745	634	07/01/1997	06/30/2007	900	12.5%	Union Oil Company of California 38.50% MP Gulf of Mexico, LLC 25.00% Equinor Gulf of Mexico LLC 21.50% Chevron U.S.A. Inc. 12.50% Exxon Mobil Corporation 1.25% Eni Petroleum US LLC 1.25%
OCS-G 18753	677	07/01/1997	06/30/2007	1,620	12.5%	Union Oil Company of California 38.50% MP Gulf of Mexico, LLC 25.00% Equinor Gulf of Mexico LLC 21.50% Chevron U.S.A. Inc. 12.50% Exxon Mobil Corporation 1.25% Eni Petroleum US LLC 1.25%
OCS-G 21245	678	07/01/1999	06/30/2009	5,580	12.5%	Union Oil Company of California 38.50% MP Gulf of Mexico, LLC 25.00% Equinor Gulf of Mexico LLC 21.50% Chevron U.S.A. Inc. 12.50% Exxon Mobil Corporation 1.25% Eni Petroleum US LLC 1.25%

*Effective: February 1, 2024*

BSEE Gulf of America Region  
Office of Production and Development  
Development and Unitization Section  
Unitization  
Received By TIMSWEB On  
Sep 22, 2025

**EXHIBIT C**  
**LEASE PARTICIPATION AND ALLOCATION**  
**WALKER RIDGE BLOCK 678 UNIT**  
**OFFSHORE GULF OF AMERICA**

LEASE	NUMBER OF PARTICIPATING ACRES	NUMBER OF ORIGINAL EQUIVALENT ACRE FEET ALLOCATED			PERCENT UNIT ALLOCATION
		OIL	GAS	TOTAL	
WR 634 / OCS-G 18745	900	315,994	0	315,994	11.27626%
WR 677 / OCS-G 18753	1,620	304,514	0	304,514	10.86659%
WR 678 / OCS-G 21245	5,580	2,181,787	0	2,181,787	77.85715%
<b>TOTALS</b>	<b>8,100</b>	<b>2,802,295</b>	<b>0</b>	<b>2,802,295</b>	<b>100.00000%</b>

*Effective: February 1, 2024*